

Can you decode Max's money message? Decoded message at bottom of page.


Decoding key with symbols and alphabet.

Alphabet: A B C D E F G H I J K L M N O P Q R S T U V W X Y Z

Symbols: +, ±, □, ■, ▲, △, ●, ○, ☐, ≡, ∴, ≈, ♥, ♦, ♠, ♣, ☺, ☹, =, ≤, ≥, <, >, ^, v, -

Lock it up! When you need to create a password for a game, an email or anything else online, make sure the password is difficult for someone to guess. Don't use these easy-to-guess passwords:

- Your birthdate
- Your address
- Your phone number
- The word "password"
- "12345"



Can you spot a good deal? Are you saving up for something special? Make sure to comparison shop before you buy. Comparison shopping means comparing the cost of one item at several stores or comparing the features of several different similar items. For example, if you want to buy a video game, is one store selling the game cheaper than another store? If you want to buy new headphones, does one brand of headphones offer the same features for less money than another brand? Doing a little extra research before you buy can save you money!



Did you know there are three things kids can do with money?

That's right! They can Save it, Spend it, or Share it! What do each of those words mean? Save means to put money aside for later, spend means to buy something now, and share means to give money to a cause you care about.

When you save money, it's important to keep it safe! Rather than put it in your pocket, or hide it under your bed, put it in a bank account so it's there when you need it! When you spend money, make sure you're buying something you actually want or need, not something that just looks cool in the moment. Have you ever spent money and then wished you hadn't? Ugh! It's the worst! Think carefully about your purchases so you don't regret them later. Finally, there are lots of ways to share money. We share money to help make the world a better place. How do you want to make the world a better place? Ask an adult to help research a charity or organization that's important to you and find out how your share money can help. It feels great knowing that you've helped a cause that's important to you.

Guess what? Kids aren't the only ones who can Save, Spend, and Share. Adults do it too! Learning how to Save, Spend, and Share when you're young is great practice for when you're older. Talk to your family and see if you can Save, Spend, and Share together!





FOR GRADE SCHOOL SAVERS

How a Dollar Is Made

That dollar in your hand had a long journey before it got to you! Let's see how dollars are made.




What are those coins worth?

Whoa! Astronaut Max noticed someone replaced some of the planets with coins! Write how much each coin is worth.

Did You Know?

Certain bills use special security features to make it harder for criminals to make fake ones. Try this! Hold a \$5 bill up to light and turn it slightly at an angle. Do you see a large "5" appear in the blank space to the right of Lincoln's face? That's called a "watermark," and it's just one way banks check to make sure money is real. Pretty cool!



Dollars aren't printed on regular paper! They are made of a special material that's mostly cotton and linen. Cotton is the same material that many of your clothes are made from. We call dollars "paper," but they are really more like fabric.



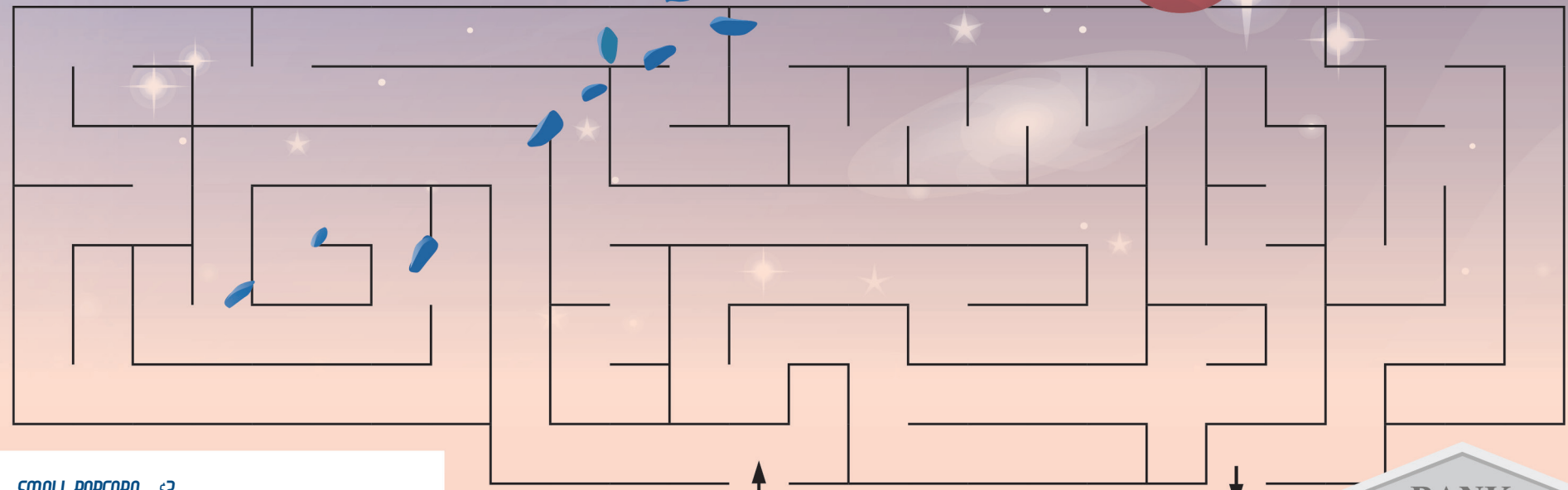
All the words and pictures that appear on the dollar are engraved on metal plates and painted with a special ink. The plates are then pressed onto the cotton material, just like a stamp!



Using a high-speed printing press, more than 8,000 sheets of money can be printed per hour! That's a lot of bills!



Finally, the long sheets are cut into bills and sent to banks across the country.



Maze

Max wants to put some money in his savings account! Help him find his way through the maze to get to the bank.



Q. Where does a penguin keep its money?
A. In a snowbank!



Let's go to the movies!

Let's learn how to budget by pretending to go to the movies! Before the show starts, you have \$5 to spend on snacks. How would you spend it?

SMALL POPCORN	\$2	_____
LARGE POPCORN	\$4	_____
CANDY	\$1	_____
SODA	\$2	_____
WATER	\$1	_____
EXTRA BUTTER	\$1	_____
		TOTAL _____